



District Report Card: 2017


| | |
|---------------------|-----------------------------|
| State: Assam | District: Bongaigaon |
| Class: 3 | Subject: EVS |
| Schools: 61 | Students: 1116 |


Participation/Coverage


Students

| | | | | |
|--|--------|-------|--------|-------|
| <div>GENDER</div> <div></div> | Boys | | Girls | |
| | Number | % | Number | % |
| | 500 | 44.80 | 616 | 55.20 |

| | | | | |
|---|--------|-------|--------|------|
| <div>AREA</div> <div></div> | Rural | | Urban | |
| | Number | % | Number | % |
| | 1032 | 92.47 | 84 | 7.53 |

| | | | | | | | | |
|--|--------|-------|--------|------|--------|-------|--------|-------|
| <div>CATEGORY</div> <div></div> | SC | | ST | | OBC | | GEN | |
| | Number | % | Number | % | Number | % | Number | % |
| | 114 | 10.22 | 9 | 0.81 | 138 | 12.37 | 855 | 76.61 |

| | | | | | | |
|--|----|----|----|------|----|-----|
| <div>CWSN</div> <div></div> | LD | VI | HI | S&LD | ID | Oth |
| | 0 | 5 | 0 | 1 | 2 | 1 |

| | | | | |
|--|------------|-------|------------------|------|
| <div>Management</div> <div></div> | Government | | Government-aided | |
| | Number | % | Number | % |
| | 1080 | 96.77 | 36 | 3.23 |

Average Performance of Students in EVS (%)

| Overall | Gender | | Area | | Management | | Social Group | | | |
|--------------|--------------|--------------|--------------|--------------|--------------|--------------|--------------|--------------|--------------|--------------|
| | Male | Female | Rural | Urban | Govt. | Aided | SC | ST | OBC | GEN |
| 76.04 | 75.43 | 76.54 | 74.97 | 89.13 | 76.38 | 65.74 | 73.22 | 71.11 | 65.17 | 78.22 |

Performance on Learning Outcomes (LOs)

| Learning Outcomes | Description | Average Performance(%) |
|-------------------|---|------------------------|
| E302 | Identifies simple features (e.g. movement, at places found/ kept, eating habits, sounds) of animals and birds in the immediate surroundings. | 71.95 |
| E303 | Identifies relationships with and among family members | 82.52 |
| E304 | Identifies objects, signs (vessels, stoves, transport, means of communication, transport, signboards etc.), places (types of houses/shelters, bus stand, petrol pump etc.) activities (works people do, cooking processes, etc.) at home/school/neighborhoods | 73.48 |
| E305 | Describes need of food for people of different age groups, animals/birds, availability of food and water and use of water at home and surroundings | 80.69 |
| E307 | Groups objects, birds, animals, features, activities according to differences/similarities using different senses. (e.g. appearance/place of living/ food/ movement/ likes-dislikes/ any other features) | 79.79 |
| E309 | Identifies directions, location of objects/places in simple maps using signs/symbols/verbally | 67.98 |
| E310 | Guesses properties, estimates quantities of materials/activities in daily life and verifies using symbols/non-standard units | 84.05 |
| E311 | Records observations, experiences, information on objects/activities/places visited in different ways and predicts patterns etc. | 67.47 |
| E313 | Observes rules in games (local, indoor, outdoor) | 59.21 |
| E314 | Voices opinion on good/bad touch , stereotypes for tasks/play/food in family w.r.t gender, misuse/wastage of food and water in family and school. | 80.56 |

| Range of Performance of Students who Answered Correctly | | | | | | | |
|---|------|-----------|------|-----------|-------|-----------|-------|
| Below 30% | | 30% - 50% | | 50% - 75% | | Above 75% | |
| Number | % | Number | % | Number | % | Number | % |
| 46 | 4.12 | 96 | 8.60 | 317 | 28.41 | 657 | 58.87 |

Lowest Performing Learning Outcomes (LOs)

1 - Observes rules in games (local, indoor, outdoor) (59.21)

2 - Records observations, experiences, information on objects/activities/places visited in different ways and predicts patterns etc. (67.47)

3 - Identifies directions, location of objects/places in simple maps using signs/symbols/verbally (67.98)

4 - Identifies simple features (e.g. movement, at places found/ kept, eating habits, sounds) of animals and birds in the immediate surroundings. (71.95)

5 - Identifies objects, signs (vessels, stoves, transport, means of communication, transport, signboards etc.), places (types of houses/shelters, bus stand, petrol pump etc.) activities (works people do, cooking processes, etc.) at home/school/neighborhoods (73.48)